

# Colorado River Commission of Nevada

## Hydrology and Water Use Update December 11, 2018



# Summary

## Lake Powell

- Water Year 2019 unregulated inflow is forecasted at 66% of average.
- Water Year 2019 Upper Basin cumulative precipitation is 118% of average.

## Lake Mead

- A shortage will not be declared for 2019.
- Lake Mead is projected to remain around current elevations through the end of the calendar year.

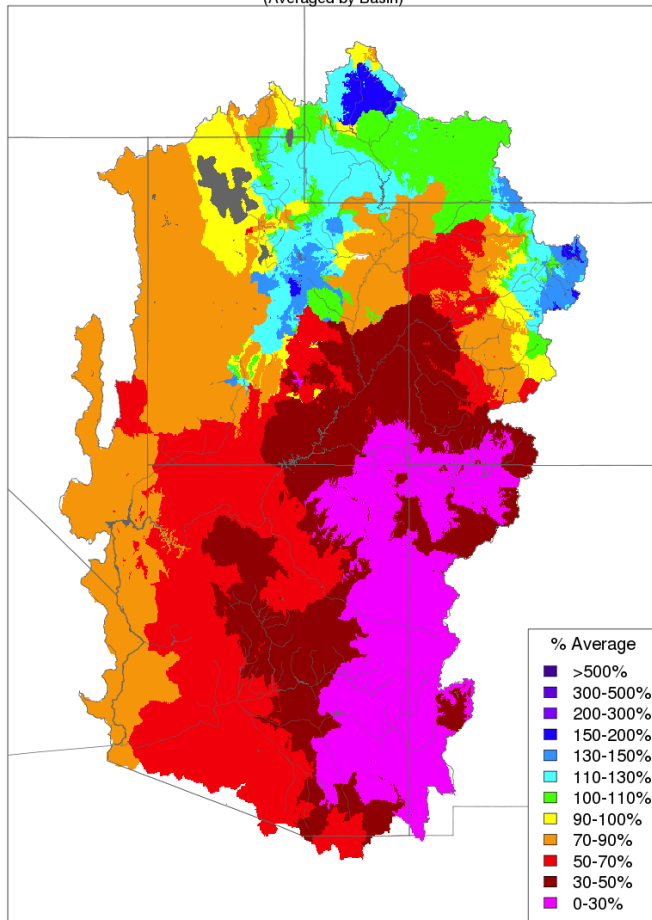
## Nevada Water Supply

- Southern Nevada has 7 years of water supply banked.
- **In 2017, Southern Nevada used 19% less than its annual allocation.**

Storage	Elevation (f)	% Capacity	Change since last year
Lake Mead	1,079.0	38%	- 2.5 ft
Lake Powell	3,585.2	45%	- 39.3 ft

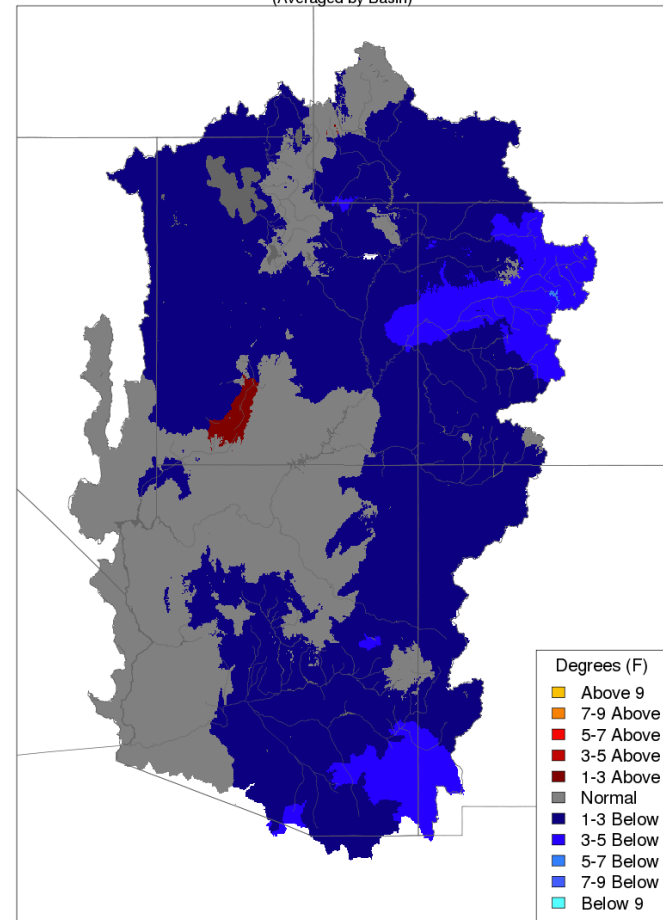
# Precipitation and Temperature

Monthly Precipitation - November 2018  
(Averaged by Basin)



Prepared by NOAA, Colorado Basin River Forecast Center  
Salt Lake City, Utah, [www.cbrfc.noaa.gov](http://www.cbrfc.noaa.gov)

Max Temp - Monthly Deviation - November 2018  
(Averaged by Basin)

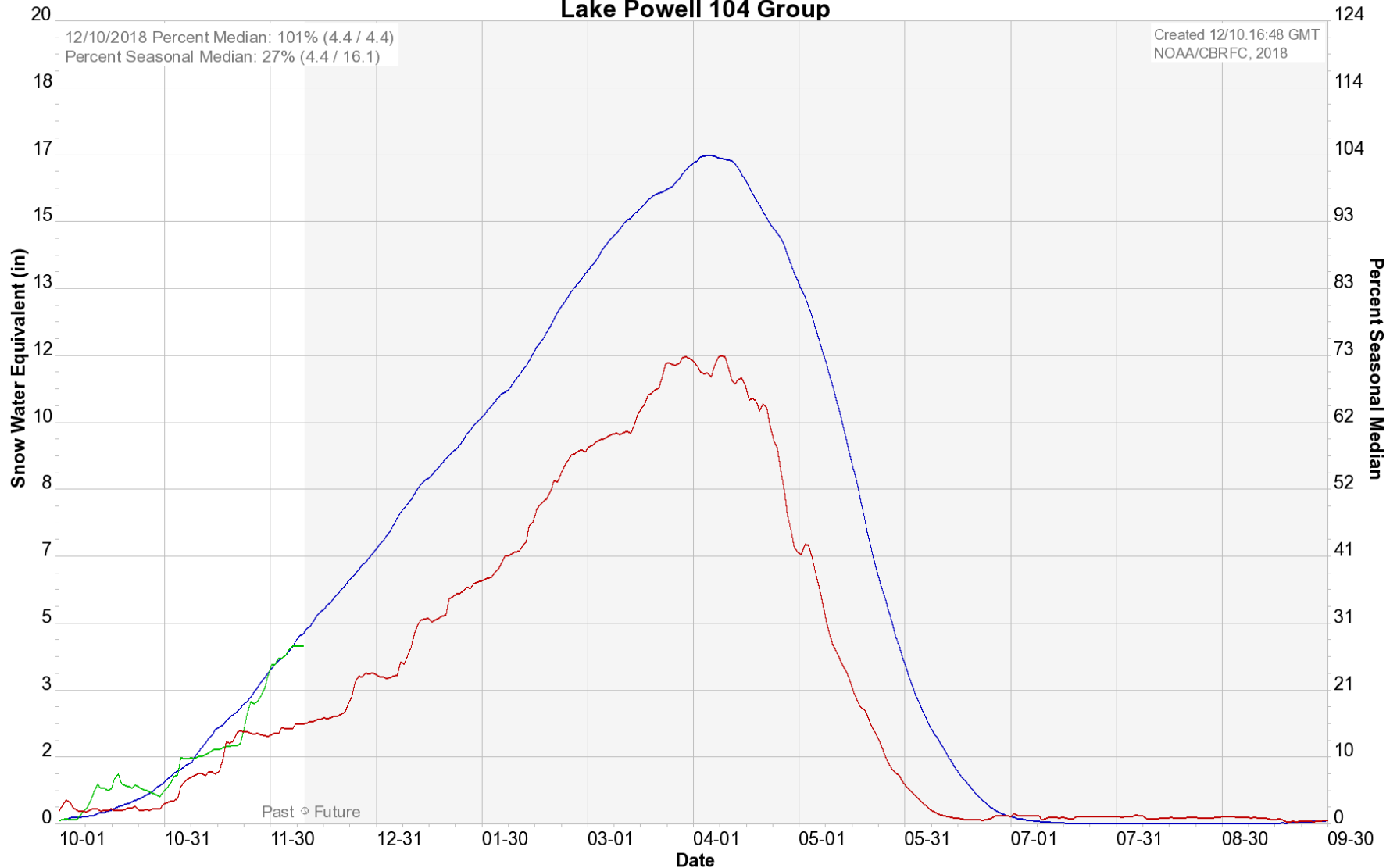


Prepared by NOAA, Colorado Basin River Forecast Center  
Salt Lake City, Utah, [www.cbrfc.noaa.gov](http://www.cbrfc.noaa.gov)

Above Lake Powell November Precipitation: 99%

# Upper Basin Snowpack Accumulation

## Colorado Basin River Forecast Center Lake Powell 104 Group



# Water Use In Southern Nevada

## Southern Nevada Water Use

2017 Actual Use in Acre-Feet

Nevada Annual Allocation	300,000
Diversion	470,271
Return Flows	226,846
Consumptive Use	243,425
Unused Allocation Available for Banking	56,575 (19%)

## Southern Nevada Water Use

Diversions

Return Flows

Consumptive Use

January thru October 2018	412,928	195,686	217,241
---------------------------	---------	---------	---------

## Banked Water (through end of 2017)

Acre-Feet

Ground Water Recharge in So. Nevada	359,045
Banked in Lake Mead	582,313
Banked in California and Arizona	931,226
Total	1,872,584

# Unregulated Inflow, Current and Projected Reservoir Status

Projected unregulated inflow to Lake Powell	Acre-Feet	% Average
Water Year 2019	7,104,000	66%
April thru July 2019	4,640,000	65%

Reservoir	Current Elevation	Current Storage Acre-Feet	Current % Capacity	Projected Elevation on 1/1/2020 <sup>1</sup>
Lake Mead	1,079.0	9,924,000	38%	1,070.1
Lake Powell	3,585.2	10,391,000	43%	3,569.5

Data retrieved December 10th, 2018

<sup>1</sup> Based on Reclamation's November 2018 24 Month Study.